


In response to the unprecedented impacts of COVID-19, the Board authorized an additional \$1 million drawdown of the Vitalyst endowment for FY 20-21. The allocations were modified through the year, and the final approved amounts were:

- Public Policy Levers – \$265,000 (\$250,000 expended)
- COVID-19 Health Equity Grants – \$310,000 (\$325,000 expended)
- Technical Assistance and Bridge Support – \$240,000
- Loan Administration and Losses – \$80,000 (\$55,000 expended)
- Arizona Together for Impact/Nonprofit Mergers – \$35,000 (\$14,875 expended)
- Cover Arizona Enrollment Support and Marketing – \$50,000
- Developmental Learning Reflection of CV19 Investments and Activities – \$20,000
  - \$45,125 remaining – one \$30,000 request remaining (\$15,125 left)

GOAL	ORIGINAL 2021 GOALS	COMPLETED TO-DATE
 <b>ACCESS TO CARE AND COVERAGE</b>	<input type="checkbox"/> Increase the insured rate and identify healthcare workforce needs <input type="checkbox"/> Support partnerships to connect healthcare and social services <input type="checkbox"/> Identify and connect First Responder partners statewide	<ul style="list-style-type: none"> <li>• 18,000 people enrolled in health insurance with Vitalyst’s assistance.</li> <li>• More than 200 assisters trained to help with insurance enrollment around the state.</li> <li>• More than 400 community partnerships built to expand health insurance outreach.</li> <li>• A digital media campaign in high-need zip codes resulted in over 12 million impressions.</li> <li>• We leveraged the use of Mobile Integrated Health (MIH) to connect first responders. 9 of 15 counties have approved Emergency Triage, Treat &amp; Transport (ET3) protocols in place. Agencies continue to evolve the Arizona MIH work beyond Treat &amp; Refer.</li> <li>• From 2019 to 2021 the number of First Responder partners identified and connected increased from 6 to 21.</li> </ul>
<p><b>OUTCOMES:</b> Insured data by zip code and partnerships will be available in 2022, but due to extended enrollment periods and federal enrollment support, hundreds of thousands more Arizonans are now insured. Federal agencies will eventually have ET3 data on impacts.</p>		

**GOAL**



**HEALTHY  
COMMUNITY  
DESIGN**

**ORIGINAL 2021 GOALS**

Identify and strengthen stakeholder relationships to influence policies focusing on food, transportation, housing and community planning

Support the public health sector’s built environment focus


Incubate community-based, collaborative cohorts

**COMPLETED TO-DATE**


- Together with 18 funders we raised \$480,000 and launched the [AZEviictionhelp.org](http://AZEviictionhelp.org) website to assist Arizonans with eviction resources. There have been more than 71,000 page views and 54,000 unique visitors since January.
- Regional Collaborative on Homelessness – The collaborative (which includes Vitalyst) meets weekly and has produced a comprehensive strategy document which will serve as a roadmap for all cities in Maricopa County to work together to reduce duplication and maximize resources in finding solutions to homelessness.
- 7 Medicaid organizations are participating in the Home Matters for Arizona Fund. About \$30M in grants and loans has been raised and almost \$2M has been distributed for affordable housing grants. Vitalyst was instrumental in its creation.
- \$225,000 disbursed in COVID-19 supplemental funding to organizations that contributed to improving food systems.
- A Schools and Housing report was produced and Vitalyst received a \$100,000 grant from the Halle Foundation to build a coalition of housing providers and school districts interested in workforce housing on their campuses.
- One of the COVID-19 Policy, Systems and Environmental Change grants was to the Corporation for Supportive Housing (CSH) to implement a statewide Institute that would accelerate training for providers who want to build affordable housing. Vitalyst contributed \$50K and 8 other funders contributed \$250,000 more to expand the project and create a modular series of training on best practices in supportive housing.

- Incorporated Social Determinants of Health (SDOH) into multiple elements of the Arizona Health Improvement Program and worked with the Maricopa County Department of Health to fully incorporate SDOH into its Health Improvement Plan. Other counties, cities and organizations have incorporated SDOH concepts into their planning work as well.
- The Vitalyst Data Dashboard has allowed organizations to use disaggregated data on the SDOH. The Vitalyst Data Dashboard had a total of 883 unique visitors and 3,872 page views.
- Vitalyst implemented year 3 of Live Well Arizona incubator and 5 projects around the state were selected.

**OUTCOMES:** More than \$830,000 has been raised from other funders to promote affordable housing work and eviction support. Thousands of people have received assistance. Affordable housing units are being built, and work in this area is being accelerated. The interrelationship of SDOH and health is being integrated in work throughout the state.

GOAL	ORIGINAL 2021 GOALS	COMPLETED TO-DATE
 <p><b>COMMUNITY CAPACITY BUILDING</b></p>	<input type="checkbox"/> Strengthen TAP systems and strategies	<ul style="list-style-type: none"> <li>• Capacity Building:             <ul style="list-style-type: none"> <li>• 32 Capacity Building partners</li> <li>• \$10,000 average contract amount</li> <li>• 4 months average contract length</li> <li>• 9 TAP talks, 376 attendees</li> <li>• 76 scholarships for underserved and BIPOC groups</li> </ul> </li> <li>• Fiscal sponsorship:             <ul style="list-style-type: none"> <li>• 61 active projects</li> <li>• \$6.9M in total revenue raised in 2019-20</li> </ul> </li> </ul>

**OUTCOMES:** The pandemic hurt the nonprofit sector in many ways, with an [Alliance of Arizona Nonprofits survey](#) noting that nonprofits lost up to half of their revenue, a staggering total loss of more than \$91M. Vitalyst boosted technical assistance support with additional COVID-19 funding to do its part to help meet the need. We distributed nearly \$53,000 more in FY 21 than FY 20 and increased our average technical assistance contract amount from \$8,000 to \$10,000.

GOAL	ORIGINAL 2021 GOALS	COMPLETED TO-DATE
 <p><b>COLLABORATIONS AND GRANTMAKING</b></p>	<input type="checkbox"/> Implement tiered grants  <input type="checkbox"/> Streamline processes and improve data collection  <input type="checkbox"/> Engage in funder collaboratives	<ul style="list-style-type: none"> <li>• \$780,000 in responsive grants to tackle opportunities exposed by COVID-19</li> <li>• 3 Systems Change Grants (\$175,000 over 3 years)</li> <li>• 9 Spark Grants (\$10,000-\$20,000 each)</li> <li>• 81 attended 4 remote Grant Learning Sessions with 20 additional views</li> <li>• Two platforms were leveraged to maximize data collection: i) WizeHive for internal grant data analysis and management; and ii) My SideWalk for external data sharing and visualization.</li> <li>• We supported and engaged in 12 different funder collaborations, including the Early Childhood Funder’s Collaborative and the Rental Assistance Collaborative.</li> </ul>

**OUTCOMES:** Tiered grants were implemented, data collection was dramatically improved and we expanded on funder collaboratives. Vitalyst distributed \$2,145,411 in non-COVID-19 in grants in FY 21.

GOAL	ORIGINAL 2021 GOALS	COMPLETED TO-DATE
 <b>CIVIC HEALTH</b>	<input type="checkbox"/> Strengthen systems that increase community organizing and advocacy <input type="checkbox"/> Promote authentic community participation and research <input type="checkbox"/> Support 2020 Census	<ul style="list-style-type: none"> <li>• Produced the Arizona Town Hall Creating Vibrant Communities Background Report and helped sponsor more than 40 Community Town Halls around the state so far.</li> <li>• Vitalyst 2020 investment in Community Based Participatory Research (CPBR) provided a foundation for community groups to reimagine safety and advocate for investments in alternative practices, infrastructure, and resources to create true safety, healing, and health in our communities.</li> <li>• Deployed nearly \$100,000 in grants to partners to engage hard-to-reach people for the Census. (Helped to generate \$1M from other funders).</li> </ul>
<p><b>OUTCOMES:</b> Community town halls have engaged an approximate count of 1,276 people. More than 10,000 surveys were conducted in the CPBR work in Maryvale. Census data by zip code is still not available, but initial Census data shows self-response rates in Arizona were 2.8% higher in 2020 than 2010 and specific Census tracts invested in had 2020 rates at or above 2010.</p>		

## RESOURCES

Maricopa Association of Governments. [Regional Homelessness Strategies](#).

[AZ Eviction](#) help.

[Vitalyst Dashboard](#).

Alliance of Arizona Nonprofits. [A Year Later, COVID-19's Impact on Arizona's Nonprofit Sector](#). March 12, 2021.

ORS Impact & The Democracy Funders Collaborative's Census Subgroup. [2020 Census, State-by-State Reports—Arizona. August 2021](#).